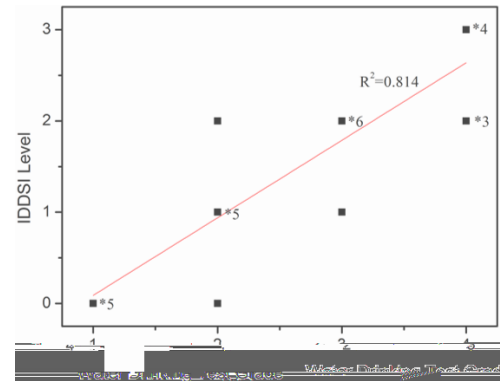
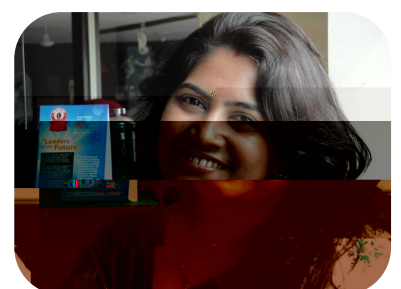



number when swallowing 20ml samples for patients at different grades as assessed by the Water Drinking Test. **Figure 1:** Coughing n



**Figure. 2** A plot of the IDDSI texture level against the swallowing capability as assessed by the Water Drinking Test. The number next to asterisked points represents the numbers of subjects at that same point.







*LWMZ University Consortium of Food Science and Nutrition*

